


**SHARDA VIDYALAYA**  
**RISALI SECTOR , BHILAI**  
**Syllabus of APRIL Month**  
**Session -2026-27**  
**Class - LKG**

SUBJECT – ENGLISH					
MONTH	TOPIC	ORAL	WRITTEN	ACTIVITY	DEVELOPING SKILLS
<b>APRIL</b>	<p><b>Uppercase &amp; Lowercase Aa to Hh</b></p>  <p><b>Concept- He and she</b></p> 	<p><b>Identification &amp; Oral -</b></p> <p>Students will identify capital and small letters Aa to Zz.</p> <p>Student will be shown object related to the alphabet</p>  <p><b>Phonics sound -</b></p> <p>Students will identify and learn phonic sounds of letter Aa to Zz.</p>	<p><b>Written:-</b></p> <p><b>Uppercase and Lowercase Letter</b></p> <p><b>Aa to Ll</b></p>  <p><b>Book work:-</b></p> <p><b>English small letters writing book-</b></p> <p><b>Pg no.- 3 to 10</b></p>	<p><b>Clay Activity-</b></p>  <p><b>Hand printing Activity</b></p>  <p>Activities related to sounds of alphabet</p> <p>Rhymes by doing action and voice modulation</p>	<b>F I N E M O T O R A N D G R O S S M O T O R S K I L L</b>

I ,My,You,and Your

I

My

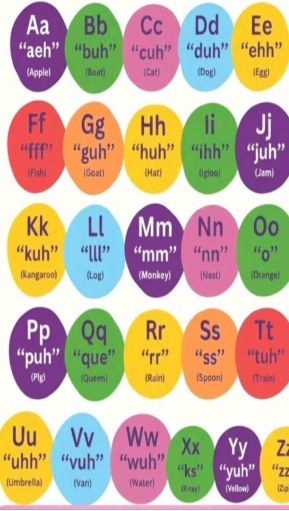
YOU 

Rhymes:-

1. Rose

2.Chubby cheeks

### Alphabet Sounds



### Rhymes-

1. Rose
2. Chubby cheeks

## SUBJECT – HINDI

MONTH

TOPIC

ORAL

WRITTEN

ACTIVITY

DEVELOPING SKILLS

APRIL

मौखिक और पहचान:-

(स्वर)अ से अः

मौखिक और पहचान:-

अ से अः (स्वर)

लिखित:-

स्वर - अ से अः  
व्यंजन - क से ड०

अ से अः तथा क से ड० तक पहचान एवं संबंधित क्रियाकलाप

मौखिक उच्चारण का विकास करना



अ आ इ ई

उ ऊ ऋ

ए ऐ ओ औ

अं अः

(व्यंजन)क से  
ड०

क



ख



ग



घ



पिंड



रड

ड

कविता -

1. मेरा घर  
2. आज  
मंगलवार है



से

अः

व्यंजन - क से ड०



से

ड

कविता -

1. मेरा घर  
2. आज मंगलवार  
है



पुस्तक कार्य:-

शब्द सुलेख पृष्ठ क्रमांक:-



सूक्ष्म  
मोटर  
कौशल  
का  
विकास  
करना

**SUBJECT – MATHS**

**MONTH**

**TOPIC**

**ORAL**

**WRITTEN**

**ACTIVITY**


**APRIL**

**Oral and identification**

Forward Counting from 1 to 30

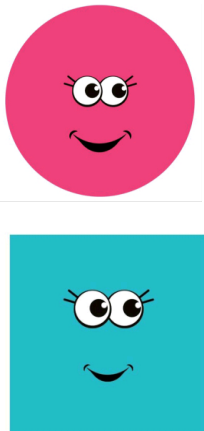
1	2	3	4	5
6	7	8	9	10
11	12	13	14	15
16	17	18	19	20
21	22	23	24	25
26	27	28	29	30

Backward counting from 0 to 10



**Shapes :-**

Circle, Square, Triangle




**Identification of numbers :-**

Students will identify and learn the numbers from 1 to 30

1	2	3	4	5
6	7	8	9	10
11	12	13	14	15
16	17	18	19	20
21	22	23	24	25
26	27	28	29	30

Students will identify and learn the backward counting from 10 to 0


**Shapes :-**



Written:- Forward counting - 1 to 30




Backward counting - 10 to 0



Book work  
Pg no :- 3,4,5,9,10,11,12,21, 22,23,24

Clay Activity




Activities related to forward counting

Activities related to backward counting

Activities related to shapes

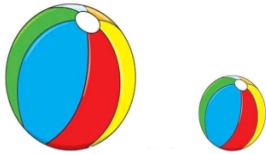
Activities related to comparison

Craft activity related to the numbers

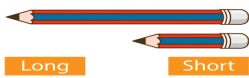


Comparison:-  
Big and small

Big Small



Long and short



Long

Short

Student will repeat the number after the teacher and showing them related video.

SUBJECT - General Awareness

MONTH	TOPIC	ORAL	WRITTEN	ACTIVITY	DEVELOPING SKILLS
APRIL	<p>All about me</p> <p>My school</p> <p>My body</p>	<p><b>Oral and Identification</b></p> <p>:-</p> <p>All about me</p> <p>My School</p> <p>My Family</p> <p>My Body</p> <p>All about food (fruits)</p> <p>Students will learn question and answer to related exercise and showing them related videos.</p>		<p>Activities related to the topic discussed in the classroom.</p>	<p>Eye hand co-ordination</p> <p>Development of listening skills</p> <p>Verbal expressions</p> <p>Fine Motor Skill</p>







### My family



### All about food (fruits)




### Drawing - Watermelon



### Family tree making activity:-



### Colouring activity:-



## Theme of the month :-

### Good Habits for Kids



## Rhymes:- English


### Chubby Cheeks

Chubby cheeks  
Dimple chin  
Rosy lips  
Teeth within  
Curly hair very fair  
Eyes are Blue  
lovely two  
Teacher's pet  
is that you  
Yes, Yes, Yes.



### Roses are Red

Roses are red,  
Violets are blue.  
Sugar is sweet,  
And so are you!





5. Where do you live?

Ans. I live in Bhilai.

## **My school**

1.What is the name of your school ?

Ans. The name of my school is Sharda Vidyalaya.

2.What is the name of your Director Sir ?

Ans. The name of my Director Sir is Mr. Sanjay Ojha Sir.

3.What is the name of your Principal Sir ?

Ans. The name of my Principal Sir is Mr. Rudra Kant Jha Sir.

4.What is the name of your Senior Mistress Mam ?

Ans. The name of my Senior Mistress is Mrs. Sheesty Rao.

5. What is the name of your class Teacher?

Ans. The name of my Class Teacher is \_\_\_\_\_?

## **My Body**

1. Which body part do we use to see?

Ans. Eyes

2.Which body part do we use to hear?

Ans. Ears

3.Which body part do we use to smell?

Ans. Nose

4.Which body part do we use to taste?

Ans Tongue

5.Which body part do we use to eat?



Ans. Mouth

6. Which body part do we use to walk?

Ans. Legs

7. Which body part do we use to hold things? –

Ans. Hands.

8. How many eyes do we have?

Ans. Two Eyes.

9. How many fingers do we have?

Ans. 10 Fingers.

## **All About Food**

1. Which fruit is the king of fruits?

Ans. Mango.

2. Which fruit is very juicy?

Ans. Orange.

3. Which fruit has many seeds inside?

Ans. Papaya, watermelon.

4. Which fruit is green outside and red inside?

Ans. Watermelon.

5. Which fruit grows in a bunch?

Ans. Grapes.

## **My Family**

1. Who is the head of your family?

Ans. Grandfather.



2. Who cooks food in your family?

Ans. My mother.

3. Who goes to office/work in your family?

Ans. My father.

4. Who helps you with homework?

Ans. Mummy.

5. Who takes care of you when you are sick?

Ans. My family

6. How many members are there in your family?

Ans. \_\_\_\_\_

7. Do you have a brother or sister?

Ans. \_\_\_\_\_.

**Co-curricular Activity** :- Clay moulding(something new from Clay), Hand printing activity(Earth).

**Celebration**:- First day of school, Earth Day, Ramnavmi, World Health Day, Summer camp

**Competition**:- Earth Day Poster Making and Slogan.

Principal  
SVR

