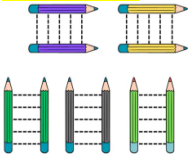

















**SHARDA VIDYALAYA**  
**RISALI, BHILAI**  
**Syllabus of APRIL month**  
**Session -2026-27**

SUBJECT – ENGLISH					
MONTH	TOPIC	ORAL	WRITTEN	ACTIVITY	DEVELOPING SKILLS
<b>APRIL</b>	<p>► <b>PRE WRITING STROKES</b></p>  <p>Sleeping line and standing line</p> <p><b>CAPITAL and SMALL ALPHABET</b></p> <p style="font-size: 2em; text-align: center;">Aa</p>  <p style="font-size: 3em; text-align: center;">Bb</p>  <p><b>ACTION VOCAB</b></p> <ul style="list-style-type: none"> <li>• Laughing</li> </ul> 	<p>Identification of Letters:-</p> <p style="font-size: 1.5em;">Aa</p>  <p style="font-size: 2.5em;">Bb</p>  <p style="font-size: 2.5em;">Cc</p> <p>Phonics Sound:-</p> <p style="font-size: 2em;">Aa</p>  <p>‘aeh’ ऐ</p> <p style="font-size: 2em;">Bb</p>  <p>‘buh’ ब</p> <p style="font-size: 2em;">Cc</p>  <p>‘kuh’ क</p>	<p><b>PRE WRITING SKILL</b></p> <ul style="list-style-type: none"> <li>• <u>Holding of crayon</u></li> </ul>  <ul style="list-style-type: none"> <li>• <u>Finger grip with crayons</u></li> </ul>  <ul style="list-style-type: none"> <li>• <u>scribble</u></li> </ul>  <ul style="list-style-type: none"> <li>• <u>Scribble of Letter</u></li> </ul> <p style="font-size: 2em;">A B</p> <p style="font-size: 2em;">C D</p> <ul style="list-style-type: none"> <li>• <u>pre writing strokes</u></li> </ul> <p><u>Standing line</u></p>	<p>Paper crushing Activity</p>  <p>Paper tearing activity</p>  <p>Making of standing line and sleeping in salt tray/ sand tray / clay and Fun game activity.</p>   <p>Letter practice in</p>	<p>F I N E</p> <p>M O T O R</p> <p>A N D</p> <p>G R O S S</p> <p>M O T O R</p> <p>S K I L L</p>



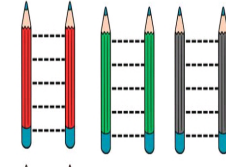
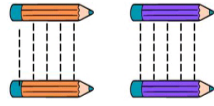
• Stand



• Sit



### Sleeping line



Book work  
Pg no :- 2 to 15

Sand tray.  
Colour  
Alphabet  
And pictures  
related to the  
alphabet.










Hand  
printing  
Activity

• Building  
with blocks





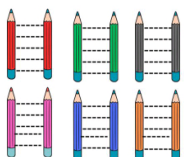
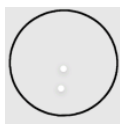

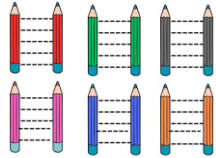



## SUBJECT – HINDI

MONTH	TOPIC	ORAL	WRITTEN	ACTIVITY	DEVELOPING SKILLS
<u>APRIL</u>	<p>मौखिक और पहचान:- अ से आ तक</p>   <p>लिखित:- स्टोक्स :-</p>	<p>मौखिक और पहचान:- अ से आ तक</p>  	<p>स्क्रिबल अ से आ तक</p>  <p>स्टोक्स</p>  <p>Book Work</p> <p>Pg no :- 2 to 7</p>	<p>मैशप एक्टिविटी</p> <p>अ सेक आ तक की ट्रे में अभ्यास करें। संबंधित वर्णमाला और चित्रों में रंग भरें</p> 	<p>मौखिक उच्चारण का विकास करना</p> <p>सूक्ष्म मोटर कौशल का विकास करना</p>





**SUBJECT – MATHS**



MONTH	TOPIC	ORAL	WRITTEN	ACTIVITY
<u>APRIL</u>	<p><b>Oral and identification</b> :- Forward Counting :- 0 to 2</p> <p><b>012</b></p> <p><b>Shapes :-</b> </p> <p>scribble of shapes :- </p> <p><b>Strokes :-</b> </p> <p><b>Pre Number</b></p>	<p><b>Identification of number</b></p> <p><b>012</b></p> <p><b>Shapes :-</b> </p> <p><b>Student will repeat the number after the teacher and showing them related video.</b></p>	<p><b>scribbling of shape</b></p> <p></p> <p><b>Stokes:-</b></p> <p><b>Standing line</b> </p> <p><b>Book work :-</b> Pg no :- 3 to 9</p>	<p><b>Clay Activity</b> </p> <p><b>Making of circle with clay</b></p> <p><b>Salt tray Activity</b> </p> <p><b>Paper Folding Activity</b> </p> <p><b>Craft activity related to the numbers</b></p>



concept :-



SUBJECT - General Awareness

MONTH	TOPIC	ORAL	WRITTEN	ACTIVITY	DEVELOPING SKILLS
APRIL	<p><b><u>Oral &amp; Identification</u></b></p> <p>:-</p> <p><b>My self</b></p> 	<p>Students will learn the about self.</p> <p>Students will repeat Myself question after teacher.</p> <p>Showing them related videos.</p>	<p>Scribbling on family tree</p> 	<p>Coloring and sorting Activity</p> <p>r printing Activity</p> <p>craft Activity</p>	<p>Eye hand co-ordination</p> <p>Development of listening skills</p> <p>Verbal expressions</p> <p>Fine Motor Skill</p>



Edit with WPS Office

## Theme of the month :-

### Good Habits for Kids



## Rhymes:-


### Early to bed, Early to rise

Early to bed  
and early to rise  
Makes a man healthy  
Wealthy and wise.



### मोटू राम

चले सैर को मोटू राम,  
देखे कई लटकते आम।  
झटपट चढ़ने लगे पेड़ पर,  
डँसा ततैया, गिरे धड़ाम।



## Conversation:-

### Myself :-

#### 1.What is your name

Ans. My name is \_\_\_\_\_

2. What is your father's Name?

Ans. My father name is \_\_\_\_\_

3. What is your Mother's name?

Ans. My mother name is \_\_\_\_\_

4. How old are you?

Ans. I am 3 years old.

5. Where do you live?

Ans. I live in Bhilai

**Celebration:- First Day Re-opening, Earth Day ,  
World Health Day , Pool party , Summer Camp**

**Competition:- Earth Day ( Crown Making)**

Principal  
SVR

