

SHARDA VIDYALAYA






Risali Sector ,Bhilai,Durg(C.G.)

SYLLABUS,PATTERN & BLUE PRINT OF MID TERM EXAMINATION

Session-2022-23

Class- UKG

S.NO	SUBJECT	SYLLABUS	PATTERN	M x Q
1.	English	<p>Oral + Reading:</p> <ol style="list-style-type: none">1.Fruits name,2. Vegetables name3. Myself,4. Colours name,5. Plural(s,es),6. Parts of Body7. Gender <p>Written:</p> <ol style="list-style-type: none">1. This/that2. Plural (s,es)3. Parts of body,4. Sense organs5. Fruits and vegetables name6. Colour's name7. Gender and related exercise <p>Rhymes: Teapot, Tooth brush, Little Miss muffet Page no. English Reading book pg no. 9,10,11,13,14</p>	<ol style="list-style-type: none">1. Choose and tick the correct option2. Fill in the blanks using this/that3. Give the plurals(s/es) of each4. Answer in one word5. Identify the picture and write their names6. Match the following7. Fill in the blanks8. Transcription9. Write two words beginning with the following Letter10. Oral11. Reading	<p>2 x 5 = 10</p> <p>2 x 5 = 10</p> <p>2 x 5 = 10</p> <p>2 x 6 = 12</p> <p>2 x 5 = 10</p> <p>1 x 6 = 6</p> <p>2 x 5 = 10</p> <p>3 x 2 = 6</p> <p>2 x 3 = 6</p> <p>2 x 5 = 10</p> <p>2 x 5 = 10</p> <hr/> <p>TOTAL : 100</p>
2.	Hindi	<p>मौखिक:- पाठ पठन</p> <p>समान लय वाले शब्द, बहुवचन में लिखो, फलो और सब्जियों के नाम, आ (०) से ए (०) की मात्रा वाले शब्द</p> <p>लिखित :-</p> <p>समान लय वाले शब्द, बहुवचन में लिखो, आ (०) से ए (०) की मात्रा वाले शब्द एवं संबंधित अभ्यास</p> <p>कविता :-परियाँ, गिनती, तिरंगा झंडा</p>	<ol style="list-style-type: none">१. सही विकल्प चुनकर सही (✓) का निशान लगाओ२. दिए गए वर्णों के दो - दो शब्द लिखो३. चित्र पहचान कर सही मात्रा लगाओ४. चित्र पहचान कर उसका नाम लिखो५. समान लय वाले शब्द६. बहुवचन में लिखो७. प्रति लेखन	<p>2 x 5 = 10</p> <p>2 x 5 = 10</p> <p>2 x 5 = 10</p> <p>2 x 5 = 10</p> <p>2 x 5 = 10</p> <p>2 x 4 = 8</p>

		<p>पाठ पठन :-पेजन.- 32 , 34 , 36 , 38 , 40 , 44</p>	<p>८. वर्णों को जोड़कर शब्द बनाओ</p> <p>९. सही जोड़ी मिलाओ</p> <p>१०. मौखिक</p> <p>११. पाठ पठन</p>	<p>$2 \times 1 = 2$ $2 \times 5 = 10$</p> <p>$2 \times 5 = 10$ $2 \times 5 = 10$ $2 \times 5 = 10$</p> <hr/> <p>TOTAL : 100</p>
3.	Maths	<p>Written</p> <ol style="list-style-type: none"> Number name 1 – 30, After, Before number, Biggest / Smallest number Table of 1,2 put the sign >,<,<math>=</math>. Shapes name,  , , ,  Single digit addition and Subtraction Pre number concept: Big/small, Heavy/Light <p>Oral + Identification</p> <ol style="list-style-type: none"> Number name 1 – 30, After, Before number, table of 1,2, backward counting 21-30, Shapes name 	<ol style="list-style-type: none"> Choose and tick the correct option Write the multiplication table of 1 or 2 Add the following Subtract the following Write the number names Circle the biggest and smallest numbers Draw any two shapes and write their names Write 'H' for heavy object and 'L' for light object Put the sign >,<,<math>=</math> Oral Identification 	<p>$2 \times 5 = 10$</p> <p>$1 \times 10 = 10$</p> <p>$2 \times 5 = 10$</p> <p>$2 \times 5 = 10$</p> <p>$2 \times 4 = 8$</p> <p>$1 \times 10 = 10$</p> <p>$5 \times 2 = 10$</p> <p>$1 \times 5 = 5$</p> <p>$1 \times 7 = 7$</p> <p>$2 \times 5 = 10$</p> <p>$2 \times 5 = 10$</p> <hr/> <p>TOTAL : 100</p>
4.	DRAWING	Umbrella and butterfly	Umbrella and butterfly	