

SHARDA VIDYALAYA




Risali Sector, Bhilai, Durg(C.G.)

SYLLABUS,PATTERN & BLUE PRINT OF MID TERM EXAMINATION

Session-2022-23

Class– Nursery

S.NO	SUBJECT	SYLLABUS	PATTERN	M x Q
1.	English	<p>Oral + Identification:</p> <ol style="list-style-type: none">Capital letter A to MMy SchoolFruits, Vegetables name and related question answer <p>Written:</p> <ol style="list-style-type: none">Capital letter A to MTracing shapes and related exerciseRhymes : Rain Rain	<ol style="list-style-type: none">Circle the picture of the first letterTrace the lettersJoin the letter with pictureCircle the same letterIdentify and circle the letter (Alphabet) or (Colour the letter)Joint the dotes and complete the pictureMatch the letter with same letterCircle the odd oneOralIdentification	<p>2 x 5 = 10</p> <p>2 x 5 = 10</p> <p>2 x 5 = 10</p> <p>2 x 5 = 10</p> <p>2 x 5 = 10</p> <p>2 x 5 = 10</p> <p>2 x 5 = 10</p> <p>2 x 5 = 10</p> <p>2 x 5 = 10</p> <p>2 x 5 = 10</p> <hr/> <p>TOTAL : 100</p>
2.	Hindi	<p>मौखिक + पहचान :</p> <ol style="list-style-type: none">अ से उफलो के नाम <p>लिखित-</p> <ol style="list-style-type: none">अ से ई तक और सम्बंधित अभ्यास <p>कविता-१.आलू कचालू</p> <ol style="list-style-type: none">झंडा हमारा	<ol style="list-style-type: none">वर्णों को रेखांकित कीजिये।चित्रों का मिलान करो।बिन्दुओं को मिलाकर चित्र पूरा करोसमान अक्षर पर गोला लगाओ।चित्र देखकर सही अक्षर पर गोला लगाओअक्षर को अक्षर से मिलाओसही अक्षर पर गोला लगाओमौखिकपहचान	<p>2 x 6 = 12</p> <p>2 x 5 = 10</p> <p>2 x 5 = 10</p> <p>2 x 6 = 12</p> <p>2 x 6 = 12</p> <p>2 x 6 = 12</p> <p>2 x 6 = 12</p> <p>2 x 5 = 10</p> <p>2 x 5 = 10</p> <hr/> <p>TOTAL : 100</p>

3.	Maths	<p><u>Written</u></p> <p>1. Forward Counting 1 to 7, Tracing and related exercise.</p> <p>2. Pre number Concept</p> <p><u>Oral + Identification</u></p> <p>1. 0 to 10</p> <p>2. Shapes   </p>	<p>1. Trace the numbers</p> <p>2. Count the picture and circle the correct number</p> <p>3. Match the number with number</p> <p>4. Concept – Identify the picture Which is full and colour it</p> <p>5. Identity the number and circle it</p> <p>6. Match the same shapes (Match the Shapes with similar shapes)</p> <p>7. Circle the odd one</p> <p>8. Circle the picture that is different</p> <p>9. Oral</p> <p>10. Identification</p>	<p>2x 5 = 10</p> <p>2 x 5 = 10</p> <p>2 x 5 = 10</p> <p>2 x 5 = 10</p> <p>2 x 5 = 10</p> <p>2 x 5 = 10</p> <p>2 x 5 = 10</p> <p>2 x 5 = 10</p> <p>2x 5 = 10</p> <p>2 x 5 = 10</p> <hr/> <p>TOTAL : 100</p>
4.	DRAWING	Colour the Penguin	Colour the Penguin	